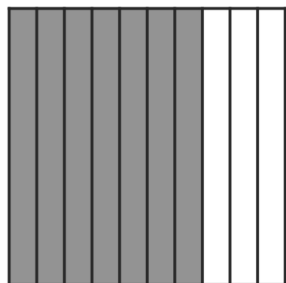


NAME: \_\_\_\_\_


DATE: \_\_\_\_\_

In the models below, each grid is equal to 1 whole. Write the fraction and decimal represented by the **shaded** portion of each grid.




Fraction: \_\_\_\_\_

Decimal: \_\_\_\_\_



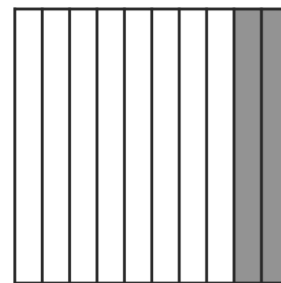
Fraction: \_\_\_\_\_

Decimal: \_\_\_\_\_




Fraction: \_\_\_\_\_

Decimal: \_\_\_\_\_




Fraction: \_\_\_\_\_

Decimal: \_\_\_\_\_




Fraction: \_\_\_\_\_

Decimal: \_\_\_\_\_




Fraction: \_\_\_\_\_

Decimal: \_\_\_\_\_



Fraction: \_\_\_\_\_


Decimal: \_\_\_\_\_



Fraction: \_\_\_\_\_

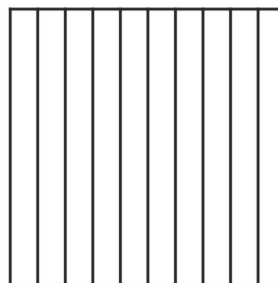
Decimal: \_\_\_\_\_

Shade each grid to match the decimal. Then, fill in the blanks to name a fraction equivalent to each decimal.



Fraction: \_\_\_\_\_

Decimal: **0.37**




Fraction: \_\_\_\_\_

Decimal: **0.4**

NAME: \_\_\_\_\_

DATE: \_\_\_\_\_

Grace's teacher gave her a grid and asked her to shade 0.46 of the grid. When Grace saw her grid (*shown to the right*), she was confused about how to show 0.46. As Grace was about to ask for a different grid, she said, "Oh – I can still show 0.46 on this grid!" Show how Grace might have shaded in her grid. Then, explain how you know that 0.46 of the grid is shaded.



---

---


---

---

NAME: \_\_\_\_\_

DATE: \_\_\_\_\_

Grace's teacher gave her a grid and asked her to shade 0.46 of the grid. When Grace saw her grid (*shown to the right*), she was confused about how to show 0.46. As Grace was about to ask for a different grid, she said, "Oh – I can still show 0.46 on this grid!" Show how Grace might have shaded in her grid. Then, explain how you know that 0.46 of the grid is shaded.



---

---

---

---